

MERITOR® MT/RT SERIES QUICK REFERENCE GUIDE




MERITOR
RUN WITH THE BULL



IDEAS DRIVING RESULTS

COMPREHENSIVE AND CURRENT



IMPORTANT INFORMATION

AFTERMARKET PARTS WARRANTY

We warrant all new parts for one year from date of shipment to the buyer against defective material or workmanship (but not against damage caused by accident, abuse or improper installation, maintenance or repair) when such parts are used on vehicles the specifications of which have been approved by our Engineering Department.

As the exclusive remedy under this warranty, we will, at our option, repair or replace such parts free of charge, or take back the nonconforming parts and refund the monies paid by buyer for such parts, if found on examination by us to be nonconforming and if necessary return charges are prepaid.

If it is necessary to return any parts under this warranty, buyer agrees not to make any deduction on account thereof from remittances on current accounts while claims are in the process of disposition. Any expense incurred without our consent for repairs or replacement will not be allowed.

THIS WARRANTY IS EXPRESSLY IN LIEU OF ALL OTHER WARRANTIES OR CONDITIONS, EXPRESS, IMPLIED OR STATUTORY, INCLUDING ANY IMPLIED WARRANTY OF MERCHANTABILITY OR FITNESS FOR PARTICULAR PURPOSE. IN NO EVENT SHALL SELLER BE LIABLE FOR INCIDENTAL OR CONSEQUENTIAL DAMAGES OF ANY NATURE.

Only genuine Meritor replacement parts are covered by this aftermarket parts warranty.

DISCLAIMER

Information contained in this publication is in effect at the time the publication was approved for printing and is subject to change without notice or liability. Meritor, reserves the right to revise the information presented or discontinue the production of parts described at any time.

Manufacturers names, part numbers, symbols or other references appearing in this catalogue are used for reference for order of goods only. Images are also for reference only and not to scale.

TRADEMARK

The designated trademarks are registered marks of their respective owners and Meritor and its affiliates are not commercially connected, affiliated, or associated with any of the owners of such marks. The Meritor products presented herein are not endorsed or authorised by any of the trademark owners.

COPYRIGHT

All rights reserved. The Meritor or any part or layout of the catalogue cannot be printed or reproduced without written authorisation from Meritor.



Found an error?

If you detect any errors in this catalogue, please let us know. We want to ensure the information we publish is as accurate as possible. We appreciate your help in making this happen.

Please forward your enquiries to:

Email: meritoraftermarketau@meritor.com

Phone: (03) 8353 6050



TABLE OF CONTENTS

MERITOR® MT/RT SERIES

140/145 SERIES

Major Kits	1
Oil Seals	1
Nut Kits	1
Wheel End	2
Carriers	3
Yokes	4
Main Diff	4
DCDL	4
Gearsets & Diff Cases	5

160 SERIES

Major Kits	6
Oil Seals	6
Nut & Washer Kits	6
Wheel End	7
Carriers	7-8
Yokes	8
Main Diff	8
DCDL	8
Gaskets	9
Gearsets & Diff Cases	9

180/185/380 SERIES

Major Kits	10
Oil Seals	10
Nuts & Washers	10
Yokes	11
Main Diff	11-12
Axle Shafts	12
DCDL	12-13
Gearsets & Diff Cases	13-14

ADDITIONAL INFORMATION

Bearing & Seal Cross Reference	15
MXL Series Genuine U-Joints	15
Tie Rod Ends	15
King Pin Kits	15
S Cams	16
Slack Adjusters	16
Disc Brakes	16
Common Hubs & Drums	17
Out of Production Model Quick Reference	18
Meritor Base Numbers Chart	19
Carrier Chart	20
Carrier Weights	20
Axle Lubricant Capacity - Litres	20
Meritor Axle Identification	21
Nomenclature	23



140/145 SERIES

MAJOR KITS

APPLICATION	PART NUMBER	DESCRIPTION	ADDITIONAL INFORMATION
	MPS3345145	Input shaft upgrade pump	RT40145GP
	MPS3345145	Input shaft upgrade no pump	RT40140G
	KIT2396	Pinion spacer kit	All forward carriers
	KIT2322	Pinion spacer kit	All rear carriers
	KIT2313	Pinion bearing cage shim kit	Rear carriers
	KIT576	Thru shaft snap ring kit	All forward carriers
	KIT2429	Input bearing cage & pinion bearing cup shims	All forward carriers
	KIT2482	Upper and lower helical gears	All forward carriers
	A3235P2746	Inter axle differential nest kit	All forward carriers prior 10/98 welded
	KIT4406	Bearing & seal kit (large diameter input & output shafts)	Forward DCDL carriers
	KIT4396	Bearing & seal kit (large diameter input & output shafts)	Forward non DCDL carriers
	KIT4390	Bearing & seal Kit	Rear DCDL carriers
	KIT4400	Bearing & seal Kit	Rear non DCDL carriers

OIL SEALS

APPLICATION	OLD PART NUMBER	DESCRIPTION	UNITISED SEAL	NEW TYPE MLS
"A" level carriers	A1205F2424	Seal forward (small input shaft)	R945008^	A11205Y2729*
"B" level carriers	A1205J2428	Seal forward (large input shaft)	R945007^	A11205X2728*
All carriers	A1205L2430	Seal forward output (thru shaft)	R945008^	A11205Y2729*
All carriers	A1205H2426	Seal rear input	R945009^	A11205Z2730*
All carriers	5X1327	O ring input bearing cage forward (2 required on oil pump models)		

* Requires installation tool kit – KIT4463

^ Requires installation tool kit – KIT4454

NUT KITS

APPLICATION	PART NUMBER	DESCRIPTION	ADDITIONAL INFORMATION
Forward Input	KIT2638	Nut input shaft & washer kit (large input shaft)	(B level 1814, 1816 model carriers)
	KIT2637	Nut input shaft & washer kit (small input shaft)	(A level 1622, 1645, 1814, 1816, 1817, 1888 model carriers)
Thru Shaft	KIT2636	Nut output shaft & washer kit (large input shaft)	140 Tandem
	KIT2637	Nut output shaft & washer kit (small input shaft)	145 Tandem
Rear Input Shaft	KIT2636	Nut input shaft & washer kit (large input shaft)	140 Tandem
	KIT2637	Nut input shaft & washer kit (small input shaft)	145 Tandem



140/145 SERIES

WHEEL END

APPLICATION	PART NUMBER	DESCRIPTION	ADDITIONAL INFORMATION
	3202T9042	Axle shaft long	ROI (all except Iveco after 1996 & MBA – CBU)
	3202S9041	Axle shaft short	ROI (all except Iveco after 1996 & MBA – CBU)
	3202U9043	Axle shaft long DCDL	ROI (all except Iveco after 1996 & MBA – CBU)
	3202R9118	Axle shaft long	CWE Iveco pre 1996
	3202Q9117	Axle shaft short	CWE Iveco pre 1996
	3202S9119	Axle shaft long DCDL	CWE Iveco pre 1996
	2208E1123	Gasket axle shaft	ROI
	594A	Cone inner wheel bearing	All up to RT52 series
	592A	Cup inner wheel bearing	All up to RT52 series
	580	Cone outer wheel bearing	All up to RT52 series
	572	Cup outer wheel bearing	All up to RT52 series
	MER0273	Seal inner hub	All up to RT52 series
	R002303	Nut wheel bearing inner	All up to RT52 series
	R002304	Washer lock	All up to RT52 series
	R002305	Nut wheel bearing outer	All up to RT52 series
	1229F4634S	Washer lock Inner	New 4 piece retention system
		Washer lock outer (tab)	New 4 piece retention system

Note: ROI = Rest of Industry
CWE = Common Wheel End



140/145 SERIES

CARRIERS

APPLICATION	PART NUMBER	DESCRIPTION	ADDITIONAL INFORMATION
Forward	A3380W1687	Oil filter assy	All pump models (up to RT52 series)
	A2297D5334	Filter screen & plug assy	All pump models (up to RT52 series)
	A3303P1030	Oil pump assy	All pump models (up to RT52 series)
	1229S4985	Thrust washer input shaft	All models
	A3226D1226	Input shaft bearing cage assy (large shaft, pump)	(B level 1816, 1888 model carriers)
	A3226Z1222	Input shaft bearing cage assy (small shaft, pump)	(A level 1662, 1816, 1817, 1888 model carriers)
	JM511946	Bearing cone small input shaft	Carriers
	3920	Bearing cup input shaft bearing cage	All model carriers
	A3226V1296	Input shaft bearing cage assy (large shaft, no pump)	(B level 1814, 1860 model carriers)
	A3226B1224	Input shaft bearing cage assy (small shaft, no pump)	(A level 1645, 1814 model carriers)
	3221P1004	Baffle oil	Non pump models
	KIT2638	Nut input shaft & washer kit (large input shaft)	(B level 1814, 1816 model carriers)
	KIT2637	Nut input shaft & washer kit (small input shaft)	(A level 1622, 1645, 1814, 1816, 1817, 1888 model carriers)
	A3297R1604	Input shaft & nut assy non pump	Large diameter spline shaft
	A3297Q1603	Input shaft & nut assy pump	Large diameter spline shaft
	MPS3345145	Updated input shaft kit	Updates small shaft models to large dia
	2297E5335	Snap ring, inter axle diff	All models
	3107M1183	Clutch collar I.A.D	All models
	2234R1188	Rear side gear, I.A.D.	All models
	3296Z1326	Shift fork I.A.D.	All models
A13226T1112	Cage & thru shaft assy	Complete thru shaft assy less yoke.	
KIT2825	IAD shift cylinder & piston kit	All models	
Rear	A3226N1236	Pinion bearing cage assy	1865 carriers
	A3226M1053	Pinion bearing cage assy	1885 aluminium & DCCL 1879 carriers
	1228F552	Bearing assy pinion spigot	All carriers
	1229A1301	Snap ring drive pinion bearing	All carriers

YOKES

APPLICATION	PART NUMBER	DESCRIPTION	ADDITIONAL INFORMATION
Forward	18N43731X	Yoke input 1810 full round	2.39 -46 spline, large shaft
	18TY3827A	Yoke input 1810 half round	2.39 -46 spline, large shaft
	17N47181X	Yoke input 1710 half round	2.39 -46 spline, large shaft
	17N471811X	Yoke input 1710 half round	2.39 -46 spline, large shaft
	18N43381X	Yoke input 1810 full round	2.00 -39 spline, small shaft
	18N43381-1X	Yoke input 1810 half round	2.00 -39 spline, small shaft
	17N46411X	Yoke input 1710 full round	2.00 -39 spline, small shaft
	17N76411X	Yoke input 1710 half round	2.00 -39 spline, small shaft
	17NYS3299	Yoke input 1710 full round	2.00 -39 spline, small shaft
Rear Forward	17N46391X	Yoke input 1710 full round	



140/145 SERIES

MAIN DIFF

APPLICATION	PART NUMBER	DESCRIPTION	ADDITIONAL INFORMATION
Forward & Rear	KIT2310	Kit, main diff nest with spider	
	KIT2311	Kit main diff nest less spider	
	1229X4522	Washer thrust side gear	All prior to 11/93
	1229V4624	Washer thrust side gear	All after 11/93
	2234U1269	Side gear	All prior 11/93
	1229R1032	Washer, thrust main diff pinions	
	KIT2317	Crown wheel bolt kit	
	41X1327	Bolt main diff case	All carriers
	1229C1511	Washer main diff case	All carriers
	2214C1095	Adjusting ring side bearing (small)	2 required for non DCDL 1 required for DCDL
	2214Y1039	Adjusting ring side bearing (large)	1 required for DCDL

DCDL COMPONENTS

APPLICATION	PART NUMBER	DESCRIPTION	ADDITIONAL INFORMATION
	KIT4455	Sensor switch	All carriers
	3107D1018	Clutch collar	All carriers
	3296Z1170	Shift fork	Fwd and rear screw in cylinder carriers
	KIT2824	DCDL shift cylinder kit & piston	
	KIT2662	DCDL kit	Front & rear retro fit kit DCDL ready carriers only
	2258N1262	Spring	All after 11/93



140/145 SERIES

GEARSETS & DIFF CASES

APPLICATION	PART NUMBER	RATIO	DIFF CASE ASSY	ADDITIONAL INFORMATION
Forward	A415081	Gearset 3.07	A83235S1839	All carriers (non DCDL)
	A415101	Gearset 3.21	A23235S1839	All carriers DCDL
	B412761	Gearset 3.42	A83235U1841 A23235U1841	All carriers (non DCDL) All carriers DCDL
	B415121	Gearset 3.58		
	B415141	Gearset 3.73		
	B415161 * use 3.90	Gearset 3.91		
	B416781	Gearset 3.90		
	B415181* use 4.11	Gearset 4.10		
	B416801	Gearset 4.11		
	B412781	Gearset 4.33		
	B412801	Gearset 4.63	A83235W1843 A23235W1843	All carriers (non DCDL) All carriers DCDL
	B412821	Gearset 4.88		
	B412841	Gearset 5.29		
	B414661	Gearset 5.86		
	A41468614	Gearset 6.14		
	A41470643	Gearset 6.43		
	A41472683	Gearset 6.83		
	A41474717	Gearset 7.17		
	Rear	A414941	Gearset 3.07	A83235S1839
A414961		Gearset 3.21	A23235S1839	All carriers DCDL
B411641		Gearset 3.42	A83235U1841 A23235U1841	All carriers (non DCDL) All carriers DCDL
B414981		Gearset 3.58		
B415001		Gearset 3.73		
B415002 1 * use 3.90		Gearset 3.91		
B416841		Gearset 3.90		
B415004 1 * use 4.11		Gearset 4.10		
B416861		Gearset 4.11		
B412661		Gearset 4.33		
B412681		Gearset 4.63	A83235W1843 A23235W1843	All carriers (non DCDL) All carriers DCDL
B412701		Gearset 4.88		
B412741		Gearset 5.29		
B414561		Gearset 5.86		
A41458614		Gearset 6.14		
A41460643		Gearset 6.43		
A41462683		Gearset 6.83		
A414641717		Gearset 7.17		

NOTE * = No longer available

Ratios 3.90 and 3.91 are compatible and within the allowable mismatch tolerance between axles

Ratios 4.10 and 4.11 are compatible and within the allowable mismatch tolerance between axles



160 SERIES

MAJOR KITS

APPLICATION	PART NUMBER	DESCRIPTION	ADDITIONAL INFORMATION
	MPS3345160	Input shaft and upgrade kit	1894/2049 carriers
	KIT4428	Standard Bearing and seal kit	Rear DCDL, non DCDL 1708, 1823, 1892, carriers
	KIT4428-HD	Bearing, seal and thrust kit with Timken® Bearings	Rear DCDL, non DCDL 1708, 1823, 1892, carriers
	KIT4415	Bearing and seal kit	Rear DCDL and non DCDL 1560, 1658, 1660 carriers
	KIT4420	Bearing and seal kit	Fwd DCDL and non DCDL 1628 carriers
	KIT4423	Bearing and seal kit	Fwd DCDL and non DCDL 1701, 1820, 1894, 2049 carriers
	KIT4423-HD	Bearing, seal and thrust kit with Timken® Bearings. Heavy Duty Kit	Fwd DCDL and non DCDL 1701, 1820, 1894, 2049 carriers
	KIT4423-SD	Bearing, seal and thrust kit with P900 Timken® pinion bearing. Severe service kit	Fwd DCDL and non DCDL 1701, 1820, 1894, 2049 carriers
	KIT2624	Oil pump/ Input shaft upgrade kit (upgrade flat tang pump to splines)	Upgrades 1628 model carriers
	KIT2424	IAD nest with spider kit (includes rear side and fwd helical gears)	All carriers
	A33235A2393	Interaxle differential & nest kit	All carriers
	KIT2483	Helical gear kit	All carriers
	KIT2429	Shim kit (fwd inner pinion bearing cup and cage)	All carriers
	KIT2397	Pinion spacer kit forward diff	All carriers
	KIT576	Snap ring kit front output shaft	All carriers
	KIT1592	Pinion bearing case rear diff	All carriers
	KIT1593	Pinion spacer kit rear diff	All carriers

OIL SEALS

APPLICATION	OLD PART NUMBER	DESCRIPTION	UNITISED SEAL	NEW TYPE MLS
All carriers	A1205J2428	Seal forward (large input shaft)	R945007^	A11205X2728*
	A1205L2430	Seal forward output	R945008^	A11205Y2729*
	A1205K2429	Seal rear input	R945010^	A11205A2731*
	5X1327	O ring input bearing cage (2 required on oil pump models)		

* Requires installation tool kit – KIT4463

^ Requires installation tool kit – KIT4454

NUT & WASHER KIT

APPLICATION	PART NUMBER	DESCRIPTION	ADDITIONAL INFORMATION
Forward Input	KIT2638	Nut input shaft & washer kit	All carriers
Thru Shaft	KIT2637	Nut output shaft & washer kit	All carriers
Rear Input Shaft	KIT2638	Nut input shaft & washer kit	All carriers



160 SERIES

WHEEL END EQUIPMENT

APPLICATION	PART NUMBER	DESCRIPTION	ADDITIONAL INFORMATION
	3202G9003	Axle shaft long std	ROI
	3202Q8805	Axle shaft short	ROI
	3202B8816	Axle shaft long DCDL	ROI
	3202Z9126	Axle shaft long	CWE (ITAL)
	3202Y9125	Axle shaft short	CWE (ITAL)
	3202C9129	Axle shaft long DCDL	CWE (ITAL)
	2208E1123	Gasket axle shaft	ROI
	594A	Cone inner wheel bearing	All up to RT52 series
	592A	Cup inner wheel bearing	All up to RT52 series
	580	Cone outer wheel bearing	All up to RT52 series
	572	Cup outer wheel bearing	All up to RT52 series
	MER0273	Seal inner hub	All up to RT52 series

NOTE: mid 1996 onwards, all Australian made assemblies are DCDL ready.

Check housing and carrier number.

Fwd rear = A33 3300V1894 or A13200U2049

Rear rear = A23 3200T1892

CARRIERS

APPLICATION	PART NUMBER	DESCRIPTION	ADDITIONAL INFORMATION
Forward	A3226H1126	Input shaft bearing cage assy	All carriers
	HM813810	Bearing cup input shaft	All carriers
	HM813843	Bearing cone input shaft	All carriers
	A13297S1605	Input shaft assy	All carriers except 1628
	1229S4985	Thrust washer input shaft	All carriers up to RT52 series
	A3303P1030	Oil pump assy	All pump models up to RT52 series
	A3380W1687	Oil filter	All pump models up to RT52 series
	A2297D5334	Screen and plug assy	All carriers
	LSG392	Oil by pass line	Australian built RT46-160/RT50-160 series
	LSG391	Remote Oil filter head	Australian built RT46-160/RT50-160 series
	2258Z1118	Spring pressure relief valve	All carriers
	2297U5273	Valve pressure relief	All carriers
	KIT2638	Input shaft nut and washer kit	All carriers
	2297S5349	Snap ring, inter axle diff	All carriers
	A13235A2393	Case, collar, fork IAD	All carriers
	2214G1125	Adjusting ring side bearing	All carriers 2 required if no DCDL
	2214G1125	Adjusting ring side bearing	1 required if DCDL
	2214J1128	Adjusting ring side bearing	1 required if DCDL
	KIT2637	Thru shaft nut & washer kit	All carriers
	A23226T1112S	Cage & thru shaft assy	Complete thru shaft assy less yoke

160 SERIES

CARRIERS cont'd

APPLICATION	PART NUMBER	DESCRIPTION	ADDITIONAL INFORMATION
Rear	2214G1125	Adjusting ring side bearing	1 required 1892 carriers
	2214G1125	Adjusting ring side bearing	1 required no DCDL
	2214J1128	Adjusting ring side bearing	1 required 1892 carriers only
	A3226R1006	Pinion bearing cage	All carriers
	KIT2638	Pinion nut kit	All carriers

YOKES

APPLICATION	PART NUMBER	DESCRIPTION	ADDITIONAL INFORMATION
Forward	18N43731X	Yoke input 1810 full round	Suits RT46 160 & RT50 160
	18TYS3827A	Yoke input 1810 half round	Suits RT46 160 & RT50 160
	17NYS3299	Yoke output 1710 full round	Suits RT46 160 & RT50 160
Rear	17NYS3838A	Yoke input 1710 full round	Suits RT46 160 & RT50 160
	17N471811X	Yoke input 1710 half round	Suits RT46 160 & RT50 160

MAIN DIFF

APPLICATION	PART NUMBER	DESCRIPTION	ADDITIONAL INFORMATION
	KIT2318	Kit, main diff nest with spider	All carrier models
	KIT2341	Kit, main diff nest less spider	All carrier models
	1229L3002	Washer thrust side gear	All carrier models
	1229K3001	Washer thrust main diff pinions	All carrier models
	KIT2426	Crown wheel bolt kit	1701, 1820, 1894 carrier models
	41X1275	Bolt main diff case	All carrier models
	1229U1503	Washer main diff case	All fwd/rear carriers

DCDL COMPONENTS

APPLICATION	PART NUMBER	DESCRIPTION	ADDITIONAL INFORMATION
Forward & Rear	KIT4455	Sensor switch	All carriers
	3296B1172	Shift fork	Screw in cylinder carriers
	2244Z1222	Shift shaft	
	2258N1262	Spring	
	3107B1094	Clutch collar main diff lock	
	KIT2824	DCDL Shift cylinder kit & piston	
	3296Y1169	Shift fork	Square end cylinder carriers
	KIT2663	DCDL kit	Retro fit kit DCDL Ready carriers only



160 SERIES

GASKETS

APPLICATION	PART NUMBER	DESCRIPTION
Front MP/MPL 23/160	2208A1197	Interface gasket for fwd RT 46/160 axles
Rear MR/MRL 23/160	2208B1198	Interface gasket for rear RT 46/160 axles

GEARSETS & DIFF CASES

APPLICATION	PART NUMBER	RATIO	DIFF CASE ASSY	ADDITIONAL INFORMATION
Forward	A396541307	Gearset 3.07	A53235C2109 A23235C2109	Non DCDL 1701, 1820, 1894, 2049 carriers DCDL 1701, 1820, 1894, 2049 carriers
	A396561321	Gearset 3.21		
	A396581342	Gearset 3.42		
	A396601358	Gearset 3.58		
	A396621	Gearset 3.73	A53235E2111 A23235E2111	Non DCDL 1701, 1820, 1894, 2049 carriers DCDL 1701, 1820, 1894, 2049 carriers
	A398761	Gearset 3.91		
	A398781	Gearset 4.10		
	A398801	Gearset 4.30		
	A398821456	Gearset 4.56	A53235G2113 A23235G2113	Non DCDL 1701, 1820, 1894, 2049 carriers DCDL 1701, 1820, 1894, 2049 carriers
	A396641	Gearset 4.89		
	A396661	Gearset 5.38		
	A396721	Gearset 5.63		
	A396741614	Gearset 6.14		
	A398921643	Gearset 6.43		
	A410641	Gearset 6.83	A3235C2109 A53235C2109 A23235C2109	Non DCDL 1706 carriers Non DCDL 1892 carriers DCDL 1708, 1823, 1892 carriers
	A398961717	Gearset 7.17		
Rear	A398984307	Gearset 3.07	A3235E2111 A53235E2111 A23235E2111	Non DCDL 1706 carriers Non DCDL 1892 carriers DCDL 1708, 1823, 1892 carriers
	A399005	Gearset 3.21		
	A399024342	Gearset 3.42		
	A399044358	Gearset 3.58		
	A399064373	Gearset 3.73	A3235G2113 A53235G2113 A23235G2113	Non DCDL 1706 carriers Non DCDL 1892 carriers DCDL 1708, 1823, 1892 carriers
	A398844391	Gearset 3.91		
	A398864410	Gearset 4.10		
	A398884430	Gearset 4.30		
	A398904456	Gearset 4.56		
	A400244489	Gearset 4.89		
	A401044538	Gearset 5.38	A3235G2113 A53235G2113 A23235G2113	Non DCDL 1706 carriers Non DCDL 1892 carriers DCDL 1708, 1823, 1892 carriers
	A401064563	Gearset 5.63		
	A401105	Gearset 6.14		
	A401164643	Gearset 6.43		
	A41066683	Gearset 6.83		
	A401224717	Gearset 7.17		



180/185/380 SERIES

MAJOR KITS

APPLICATION	PART NUMBER	DESCRIPTION	ADDITIONAL INFORMATION
	KIT1554	Pinion bearing spacer	Fwd 1625, 1833 180 carriers Rear 1625, 1833 380 carriers
	KIT2432	Pinion bearing cage shims	All fwd 1625, 1833 180 and 380 carriers
	KIT2436	Main diff nest with spider (46 spline side gears)	All carriers
	KIT2341	Main diff nest less spider (46 spline side gears)	All carriers
	KIT2421	Inter axle diff nest with spider	1625, 1833 fwd 180 carriers
	KIT2422	Inter axle diff nest with spider	1625, 1833 fwd 380 carriers
	A3235X1532	IAD diff case & nest assy	1625, 1833 fwd 180/380 carriers
	KIT2825	IAD shift cylinder assy	1625, 1833 fwd 180/380 carriers
	KIT2484	Helical gear	1625, 1833 fwd 180 carriers
	MPS3355	Helical gear	1625, 1833 fwd 380 carriers
	KIT1536	Output shaft bearing snap ring	All fwd carriers
	KIT2342	Crown wheel bolt kit	All 1625, 1833 carriers
	KIT2678	Front cover oil pump update	Retrofit 1324, 1625, 1833 carrier to new style pump
	1227D940	Input Shaft nut	All carriers
	1229N1730	Input Shaft washer	All carriers

OIL SEALS

APPLICATION	OLD PART NUMBER	DESCRIPTION	UNITISED SEAL	NEW TYPE MLS
All forward 180 carriers	A1205J2428	Seal input forward diff	R945007 [^]	A11205X2728*
All forward carriers thru shaft	A1205C1927	Seal output forward diff		
All rear 180 carriers	A1205K2429	Seal input rear diff	R945010 [^]	A11205A2731*
All forward 380 carriers	A1205B1926	Seal input forward diff	R945007 [^]	A11205X2728*
All rear 380 carriers	A1205W1895	Seal input rear diff	R945008 [^]	A11205Y2729*

* Requires installation tool kit – KIT4463

[^] Requires installation tool kit – KIT4454

NUTS AND WASHERS

APPLICATION	PART NUMBER	DESCRIPTION	ADDITIONAL INFORMATION
Forward Input	1227D940	Input Shaft nut	All carriers
	1229N1730	Input Shaft washer	All carriers
Thru Shaft	1227J946	Output Shaft nut	Suits RT52 180/185 & RT52 380
	1229T1736	Output Shaft washer	Suits RT52 180/185 & RT52 380
Rear Input Shaft	KIT2638	Nut pinion	Suits RT52 1399 models
	40X1233	Nut pinion	All others
	1229N1730	Washer Pinion	All others



180/185/380 SERIES

YOKES

APPLICATION	PART NUMBER	DESCRIPTION	ADDITIONAL INFORMATION
Forward carrier RT52 180/185 & RT52 380	18N43221X	Yoke input 1810 full round	
	18N432211X	Yoke input 1810T half round	
	17NYS3299	Yoke output 1710 full round	
Rear carrier RT52 180/185 & RT52 380	17N47851X	Yoke input 1710 full round	
	18N43581X	Yoke input 1810 full round	

MAJOR KITS

APPLICATION	PART NUMBER	DESCRIPTION	ADDITIONAL INFORMATION
	KIT4441	Bearing and seal kit	1833 fwd carriers excluding 6.83, 7.17, 7.40 7.83 ratios
	KIT4442	Bearing and seal kit	1833 fwd carriers, 6.83, 7.17, 7.40, 7.83 ratios only
	KIT4440	Bearing and seal kit	1625 fwd 180 and 380 carriers

MAIN DIFF

APPLICATION	PART NUMBER	DESCRIPTION	ADDITIONAL INFORMATION
Forward	A13226Q901	Output shaft assy	Suits RT52 180/185 & RT52 380
	385A	Output shaft inner & outer bearing cones	Suits RT52 180/185 & RT52 380
	382A	Output shaft inner & outer bearing cups	Suits RT52 180/185 & RT52 380
	A3303P1030	Oil pump (input shaft mounted)	Suits RT52 180/185 & RT52 380
	3280V5040	Oil filter (front mounted)	Suits RT52 180/185 & RT52 380
	A3380W1167	Oil filter (side mounted)	Suits RT52 180/185 & RT52 380
	A13297K115	Input shaft assy (Prior 11/93)	Suits RT52 180/185 & RT52 380
	A13297N1288	Input shaft assy (After 11/93)	Suits RT52 180/185 & RT52 380
	1229L2742	Input shaft thrust washer	Suits RT52 180/185 & RT52 380
	2214K89	Adjusting ring LH	Suits RT52 180/185 & RT52 380
	2214M91	Adjusting ring RH	Suits RT52 180/185 & RT52 380
	1227J946	Output Shaft nut	Suits RT52 180/185 & RT52 380
	1229T1736	Output Shaft washer	Suits RT52 180/185 & RT52 380
Rear RT52 180/185	KIT4437	Bearing and seal kit	1791, 1804, 1899 excluding 6.83, 7.17, 7.40 ratios
	KIT4438	Bearing and seal kit	1791, 1804, 1899 - 6.83, 7.17, 7.40 ratios only
	KIT4459	Bearing and seal kit	1752/1753 excluding 6.83, 7.17, 7.40 ratios
	KIT4460	Bearing and seal kit	1752/1753 - 6.83, 7.17, 7.40 ratios only
	KIT1593	Pinion bearing cage spacer	1399, 1791, 1804, 1899 180 carriers
	KIT2608	Crown wheel bolt kit	1791, 1804, 1899 carriers
	KIT1592	Pinion bearing cage shims	1399, 1752/1753, 1791, 1804, 1899 180 carriers
	A3226B860	Pinion bearing cage assy	All models 1804, 1899 180 carriers
	A3226V1010	Pinion bearing cage assy	1752, 1753 180 carriers
	KIT2638	Nut pinion	Suits RT52 1399 models
	40X1233	Nut pinion	All others
	1229N1730	Washer Pinion	All others
	2214W1011	Adjusting ring LH	1752, 1753 carriers
	2214X1012	Adjusting ring RH	1752, 1753 carriers
	2214G1125	Adjusting ring LH	1804, 1899 carriers
	2214S1137	Adjusting ring RH	1804, 1899 carriers



180/185/380 SERIES

MAIN DIFF cont'd

APPLICATION	PART NUMBER	DESCRIPTION	ADDITIONAL INFORMATION
Rear RT52 380	KIT4450	Bearing and seal kit	1625
	KIT4443	Bearing and seal kit	1625/1833 excluding 6.83, 7.17, 7.40 & 7.83 ratio
	KIT4444	Bearing and seal kit	1625/1833 - 6.83, 7.17, 7.40 & 7.83 ratio only
	A3303M13	Oil pump	
	3221H 8	Oil scoop	
	MPS3356	Helical gear kit	
	29685	Input shaft inner bearing cone	
	29620	Input shaft inner bearing cup	
	496	input shaft outer bearing cone	
	493	Input shaft outer bearing cup	
	1227J946	Nut Input Shaft	RRXX-380
	1229T1736	Washer Input Shaft	RRXX-380

AXLE SHAFTS

APPLICATION	PART NUMBER	DESCRIPTION	ADDITIONAL INFORMATION
	3202S6779	Axle shaft long 41.72" non DCDL	RP26 180 LH long RP26 380 LH long
	3202R6778	Axle shaft long 39.22" non DCDL	RP26 180 RH short RP26 380 RH short
	3202H9004	Axle shaft long 40.31" non DCDL	RR26 180 RH long
	3202G9003	Axle shaft short 43.80" non DCDL	RP29 380 wide track
	3202L9502	Axle shaft long 46.30" non DCDL	RP29 380 wide track
	3202Q8805	Axle shaft short	RR26 180 LH short
	3202B8816	Axle shaft long 43.93" DCDL	RR26 180 RH long
	3202X8110	Axle shaft long 43.40"	RR29 380 standard track

DCDL COMPONENTS

APPLICATION	PART NUMBER	DESCRIPTION	ADDITIONAL INFORMATION
Rear RT52 185	3296A1197	Shift fork	1752, 1753 carrier models
	2244Z52	Shift shaft	1752, 1753 carrier models
	2258L714	Shift shaft spring	1752, 1753 carrier models
	3107A1041	Clutch collar main diff lock	1752, 1753 carrier models
	2230N170	Piston	1752, 1753 carrier models
	5X1153	"O" Ring	1752, 1753 carrier models
	3266F1020	DCDL Shift cylinder cover	1752, 1753 carrier models
	3196F32	DCDL Shift cylinder tube	1752, 1753 carrier models
	E550	DCDL kit	1752, 1753 carrier models
	KIT4455	Sensor switch	1752, 1753 carrier models



180/185/380 SERIES

DCDL COMPONENTS cont'd

APPLICATION	PART NUMBER	DESCRIPTION	ADDITIONAL INFORMATION
Rear RT52 180	3296D1174	Shift fork	1899 carrier models
	2244Z1222	Shift fork	1899 carrier models
	2258N1262	Shift shaft spring	1899 carrier models
	3107L1104	Clutch collar main diff lock	1899 carrier models
	KIT2824	DCDL Shift cylinder kit	1899 carrier models
	KIT4455	Sensor switch	All carriers

GEARSETS & DIFF CASES

APPLICATION	PART NUMBER	RATIO	DIFF CASE ASSY	ADDITIONAL INFORMATION		
Forward Rear RT52 180/185 RT52 380	B403524552	Gearset 3.73/5.52	A3235T1944	All carriers		
	B403544	Gearset 4.10/6.07	A3235T1944	All carriers		
	B403564	Gearset 4.30/6.37	A3235T1944	All carriers		
	B403584	Gearset 4.56/6.75	A3235U1945	All carriers		
	B403604	Gearset 4.89/7.24	A3235U1945	All carriers		
	B403624	Gearset 5.38/7.96	A3235U1945	All carriers		
	B403644614	Gearset 6.14/9.14	A3235U1945	All carriers		
	B403664683	Gearset 6.83/10.12	A3235U1945	All carriers		
	B403684	Gearset 7.17/10.62	A3235U1945	All carriers		
	A3230E1045	No spin assy	A3235U1945	46 spline		
	A3230E1028	No spin assy	A3235U1945	50 spline		
	Rear Rear RT52 180	B409903	Gearset 3.07	A3235K2143 A13235K2143	1804 carrier non DCDL 1899 carriers DCDL	
B410263		Gearset 3.21				
B410043		Gearset 3.42				
B410303		Gearset 3.58				
B410163		Gearset 3.73				
B410063		Gearset 3.91				
B410183		Gearset 4.10				
B410143		Gearset 4.30				
B410083		Gearset 4.56	A3235M2145 A13235M2145	1804 carrier non DCDL 1899 carriers DCDL		
B410343		Gearset 4.89				
B410283		Gearset 5.38				
B410323		Gearset 5.63				
B410123		Gearset 5.86				
B410363		Gearset 6.14				
B410221		Gearset 6.83				
B410201		Gearset 7.17				
B410021		Gearset 7.40				
A3230C1043		No spin assy				46 spline
A3230A1041		No spin assy				50 spline



180/185/380 SERIES

GEARSETS & DIFF CASES cont'd

APPLICATION	PART NUMBER	RATIO	DIFF CASE ASSY	ADDITIONAL INFORMATION
Rear Rear RT52 185	B41806	Gearset 3.07	A3235Y2339	1752, 1753 carriers std & DCDL
	B410263	Gearset 3.21	A3235Y2339	
	B410043	Gearset 3.42	A3235Y2339	
	B410303	Gearset 3.58	A3235Y2339	
	A40636	Gearset 3.73	A3235U2335	
	A40638	Gearset 3.91	A3235U2335	
	A40632	Gearset 4.10	A3235U2335	
	A40634	Gearset 4.30	A3235U2335	
	B410083	Gearset 4.56	A3235W2337	
	B410343	Gearset 4.89	A3235W2337	
	B410283	Gearset 5.38	A3235W2337	
	B410323	Gearset 5.63	A3235W2337	
	B410123	Gearset 5.86	A3235W2337	
	B410363	Gearset 6.14	A3235W2337	
	B410221	Gearset 6.83	A3235W2337	
	B410201	Gearset 7.17	A3235W2337	
	B410021	Gearset 7.40	A3235W2337	
	A3230C1043	No spin assy	A3235W2337	46 spline
	A3230A1041	No spin assy	A3235W2337	50 spline



ADDITIONAL INFORMATION

BEARING & SEAL CROSS REFERENCE

OLD PRODUCTION MODEL	NEW KIT PART NUMBER	
SHDA	KIT4095	
SHRA	KIT4105	
QP40	KIT4055	
QR40	KIT4040	Pre-rigidized
QR40	KIT4050	Amboid
QG40	KIT4060	
QHD	KIT4015	
QHR	KIT4010	

GENUINE U-JOINT KITS

DRIVELINE SERIES	FULL ROUND DESIGN	EASY SERVICE DESIGN
16N	M279X	M674X
17N	M280X	M675X
18N	M281X	M676X
RPL20		CP20RPLS
RPL25		CP25RPLS
RPL35		CP35RPLS

TIE ROD ENDS

PART NUMBER	SUITS AXLE	THREADED SIDE	NUT
R230068	FG941 / MFS13 / MFS14 / MFS66	Left hand	N5141
R230069	FG941 / MFS13 / MFS14 / MFS66	Right hand	N5141
R230072	MFS73 / FL941 / MFS16 / MFS18 / MFS20	Left hand	N5141
R230073	MFS73 / FL941 / MFS16 / MFS18 / MFS20	Right hand	N5141
R230070	FF Series	Right hand	N5141
R230071	FF Series	Left hand	N5141

KING PIN KITS

PART NUMBER	SUITS AXLE	BUSHING
R201307	FF941 / FF931 / FF942	Ezi-Steer
R201309	FG941 / FG943 / MFS13 / MFS14	Ezi-Steer
R201310	FG941 / FG943 / MFS13 / MFS14	Bronze
R200051	Ford Front Axle	Bronze
R200172	FA211 / FA215 / FF901 / FA216	Bronze
R201312	FL931 / FL941 / MFS18 / MFS20	Ezi-Steer
R200198	FL931 / FL941 / MFS18 / MFS20	Bronze
R200195	FF931 / FF932	Bronze
R201608	MFS66	Ezi-Steer
R201475	MFS73 / MFS16	Ezi-Steer
R201607	MFS73 / MFS16	Bronze



ADDITIONAL INFORMATION

S CAMS

APPLICATION	PART NUMBER	DESCRIPTION	SUITS
Front	2210P7452	1.5"X 28 spline 9.34" long	Q/Q Plus left hand
	2210Q7453	1.5"X 28 spline 9.34" long	Q/Q Plus right hand
Rear	2210P7660	1.5"X 28 spline 14.95" long	P/Q/Q Plus right hand
	2210Q7661	1.5"X 28 spline 14.95" long	P/Q/Q Plus left hand
	2210H7626	1.5"X 28 spline 14.09" long	P/Q/Q Plus right hand
	2210J7628	1.5"X 28 spline 14.09" long	P/Q/Q Plus left hand
	2210V7718	1.5"X 28 spline 16.59" long	P/Q/Q Plus right hand
	2210W7719	1.5"X 28 spline 16.59" long	P/Q/Q Plus left hand
	2210V7536FW	1.5"X 28 spline 11.59" long	P/Q/Q Plus right hand
	2210W7537FW	1.5"X 28 spline 11.59" long	P/Q/Q Plus left hand
	2210Z7670	1.5"X 28 spline 15.20" long	P/Q/Q Plus right hand
	2210A7671	1.5"X 28 spline 15.20" long	P/Q/Q Plus left hand

SLACK ADJUSTERS

APPLICATION	PART NUMBER	DESCRIPTION	TYPE
Front	R801079	1.5"X 28 spline 5.5" slack length	Auto straight
	R824004	1.5"X 28 spline 5.5" slack length	Manual straight
Rear	R801073	1.5"X 28 spline 5.5" slack length	Auto straight
	A53275P1446	1.5"X 28 spline 5.5" slack length	Manual straight
	R801074	1.5"X 28 spline 6" slack length	Auto straight

DISC BRAKES

PART NUMBER	DESCRIPTION	SUITS
MDPDX195	Steer pad kit	DX195
KIT225020	Drive pad kit	DX225
A2237D1330	Disc brake wear sensor	DX series
A333M4277	Hub steer FG941	DX195
3218N1366	Rotor steer FG941	DX195
HFGF55RG2	Hub and rotor steer FG941	DX195
MPDEX225	Drive pad kit	EX225
MCK1358	Pad wear indicator kit	EX225
23123642002	Rotor drive	EX225
16160001001	Hub & rotor drive	DX225
16160001010	Hub & rotor drive	EX225
0416000009	Hub and stud assy ABS	DX225
23123615002	Rotor Drive	DX225



ADDITIONAL INFORMATION

COMMON HUBS & DRUMS

STEER SPOKE	DRUM	SIZE	MODEL
A4311A53A	3219N144A	16.5x6"	FG941
A8311X76A (WSDF533BD)	3219X180A (DF139)	16.5x6"	MFS73/FL941
A3311Y77A (WSDF509BD)	3219F188A (DF102)	16.5X5"	FG941
A3311Z78A (WSDF555BD)	3219F188A (DF102)	16.5X5"	FG941
STEER 10 STUD 335PCD			
A3333S4725 (WHDF546MD)	3219B6008 (DF119)	16.5x5"	FG941 (Steel Wheels)
A4333S4725 (WHDF546MD)	3219B6008 (DF119)	16.5x5"	FG941 (Steel Wheels) ##
A10333S4725 (WHDF546BD)	3219B6008 (DF119)	16.5x5"	FG941 (Alloy Wheels) ##
A6333S4725 (WHDF548MD)	3219X6004 (DF177)	16.5x6"	FG941 (Steel Wheels) ##
A12333S4725 (WHDF548BD)	3219X6004 (DF177)	16.5x6"	FG941 (Alloy Wheels) ##
A3333Q4723 (WHDF589MD)	3219U6001 (DF279)	16.5x6"	MFS73/FL941 (Steel Wheels)
A4333Q4723 (WHDF589MD)	3219U6001 (DF279)	16.5x6"	MFS73/FL941 (Steel Wheels) ##
A9333Q4723 (WHDF589BD)	3219U6001 (DF279)	16.5x6"	MFS73/FL941 (Alloy Wheels)
A10333Q4723 (WHDF589BD)	3219U6001 (DF279)	16.5x6"	MFS73/FL941 (Alloy Wheels) ##
STEER 10 STUD 285PCD			
A3333R4724 (WHDF515MD)	3219S5999 (DF103)	16.5x5"	FG941 (Steel Wheels)
A4333R4724 (WHDF515MD)	3219S5999 (DF103)	16.5x5"	FG941 (Steel Wheels) ##
A9333R4724 (WHDF515BD)	3219S5999 (DF103)	16.5x5"	FG941 (Alloy Wheels)
A10333R4724 (WHDF515BD)	3219S5999 (DF103)	16.5x5"	FG941 (Alloy Wheels) ##
A5333R4724 (WHDF534MD)	3219Y6005 (DF147)	16.5x6"	FG941 (Steel Wheels)
A6333R4724 (WHDF534MD)	3219Y6005 (DF147)	16.5x6"	FG941 (Steel Wheels) ##
A11333R4724 (WHDF534BD)	3219Y6005 (DF147)	16.5x6"	FG941 (Alloy Wheels)
A12333R4724 (WHDF534BD)	3219Y6005 (DF147)	16.5x6"	FG941 (Alloy Wheels) ##
A3333P4722 (WHDF578MD)	3219Q5997 (DF244)	16.5x6"	MFS73/FL941 (Steel Wheels)
A4333P4722 (WHDF578MD)	3219Q5997 (DF244)	16.5x6"	MFS73/FL941 (Steel Wheels) ##
A9333P4722 (WHDF578BD)	3219Q5997 (DF244)	16.5x6"	MFS73/FL941 (Alloy Wheels)
A10333P4722 (WHDF578BD)	3219Q5997 (DF244)	16.5x6"	MFS73/FL941 (Alloy Wheels) ##
DRIVE SPOKE			
A4311T1060 (WSDR503BD)	3219T176A (DR131)	16.5x7"	RT Series
DRIVE 10 STUD: 335PCD			
A3333N4720 (WHDR513MD)	03123025002 (DR192) 3219W6003	16.5x7"	RT Series (Steel Wheels)
A4333N4720 (WHDR513BD)	03123025002 (DR192) 3219W6003	16.5x7"	RT Series (Alloy Wheels)
A9333N4720 (WHDR513BD)	03123025002 (DR192)	16.5x7"	RT Series (Alloy Wheels)
A10333N4720 (WHDR513BD)	03123025002 (DR192)	16.5x7"	RT Series (Alloy Wheels) ##
DRIVE 10 STUD 285PCD			
A3333M4719 (WHDR514MD)	3219T6000 (DR190)	16.5x7"	RT Series (Steel Wheels)
A4333M4719 (WHDR514MD)	3219T6000 (DR190)	16.5x7"	RT Series (Steel Wheels) ##
A9333M4719 (WHDR514BD)	3219T6000 (DR190)	16.5x7"	RT Series (Alloy Wheels)
A10333M4719 (WHDR514BD)	3219T6000 (DR190)	16.5x7"	RT Series (Alloy Wheels) ##

- ABS Version

Please note: Standard bearing combination



ADDITIONAL INFORMATION

OUT OF PRODUCTION MODEL QUICK REFERENCE

AXLE MODEL	SLHD LHD/LHR	SQHD QHD/QHR	SP40 QRP/QRR	SSHDA SHDA/SHRA	SR/ST/SU/SW 170	SR/ST/SU/SW 270
Bolt kit gear set	MBKIT23	MBKIT23	MBKIT23	KIT2393	KIT944	KIT944
IAD nest kit	KIT322	KIT322	A33235Q2747	A23235Q2747	N/A	N/A
Main diff nest kit	KIT317	KIT318	MBKIT22	KIT383	KIT381	KIT381
BRG & seal kit FRT diff	KIT4015	KIT4015	KIT4055	KIT4095	KIT4135	KIT4135
BRG & seal kit RR diff	KIT4010	KIT4010	KIT4060 SUIT QG40 KIT4060 SUIT QR40 KIT4050 SUIT QR40	KIT4105	KIT4150	N/A
Thru shaft	A3880K921	A3880K921	3280L9528	3280L6720	3297W75	3297W75
Thru shaft & cage	MPS1842	MPS1842	A73226X596	A13226W669	A13226Q901	A13226Q901
Input shaft	A23235T1528	A23235T1528	A13297A1015	KIT2498	A13297K115	A13297K115
Reman diff FRT	LHD+RATIO	QHD+RATIO	QRP100+RATIO	SHDA+RATIO	N/A	N/A
Reman diff REAR	LHR+RATIO	QHR+RATIO	QRR100+RATIO	SHRA+RATIO	N/A	N/A
BRG cage FRT input shaft	A3280V2518	A3280V2518	A3226M585	A3226R1162	A13226J790	A13226J790
BRG-cage thru shaft rear front diff	A3226Q537	A3226Q537	A3226X596	A3226W699	A3226Q901	A3226Q901
BRG-cage thru shaft front rear diff	A3226Z78	A3226Z78	A3226Z806	A3226L896	A3226F188	REFER TO COVER TYPE
Pinion nut front diff in	1227J946	1227J946	1227R902	1227D940	1227D940	1227D940
Pinion nut front diff out	1227Z936	1227Z936	1227Q901	1127J946	1227J946	1227J946
Pinion nut rear diff in	1227Z936	1227Z936	1227R902	1127J946	1227D940	1227J946
Pinion seal front diff in**	A1205L714	A1205L714	A1205F2424/ R945008	A1205J2428/ R945007	A1205J2428/ R945007	A1205J2428/ R945007
Pinion seal front diff out**	A1805D212	A1805D212	A1205G2425	A1205A1925	A1205A1925	A1205C1927
Pinion seal rear diff in**	A1805B80	A1805B80	A1205H2426/ R945009	A1205P1914	A1805F162	A1205N1496

****IF NEW PINION SEALS OFFERED (MLS) AS AN OPTION DO NOT USE. THEY DO NOT FIT OUT OF PRODUCTION DIFFS**



ADDITIONAL INFORMATION

BASE NUMBERS

2X	Capscrew	1718	Springs	2247	Wedges & Levers	3211	Spiders	3766	Covers
3X	Bolts	1725	Bushings	2249	Tumbukles	3213	Spindles	3775	Chambers
4X	Studs	1727	Nuts	2255	Brackets	3215	Torque Plates	3780	Miscellaneous
5X	Felts	1729	Washers	2257	Clamps	3216	Sleeves	3787	Miscellaneous
6X	Washers	1744	Spacers	2258	Springs	3218	Rotors	3799	Brackets
7X	Keys	1745	Push Rods	2260	Boot Covers	3219	Drums	3800	Carriers
9X	Drive Screws	1746	Dowels	2264	Shields & Deflectors	3221	011 Scoops	3802	Drive Shafts
10X	Special Screws	1759	Anchor Pins	2297	Miscellaneous	3222	Brake shoes	3801	Housings
13X	Nuts	1779	Miscellaneous	2708	Gaskets	3225	Guards -Oil Seal	3811	Spiders
14X	Nuts	1805	Retainers	2710	Camshafts	3226	Cages	3816	Tubes
15X	Bolts	1807	Retainers	2730	Pistons	3230	Differentials - No Spin	3819	Drums
16X	Keys	1818	Springs	2740	Linings	3235	Differentials	3822	Brake Shoes
17X	Rivets	1820	Locks	2747	Bolts	3236	Dust Shields	3826	Cages
19X	Pins	1821	Sleeves	2758	Springs	3237	Skid - Trot	3835	Covers
20X	Wheel Nuts	1825	Bushings	2760	Boots	3238	Cages	3836	Dust Shields
26X	Set Screws	1827	Nuts	2797	Miscellaneous	3256	Wrenches	3838	Cages
40X	Metric Nuts	1828	Bearings	2803	Shims	3260	Flanges & Yokes	3855	Covers
41X	Metric Screws	1829	Washers	2808	Gaskets	3261	Cylinders	3856	Wrenches
42X	Metric Washers	1844	Spacers	2810	Camshafts	3262	Hub Caps	3861	Cylinders
43X	Metric Pins	1845	Clevis pins	2814	Adjusting Rings	3263	Brackets	3866	Hub Caps
44X	Metric Studs	1846	Dowels	2833	Diff Pinions	3264	Shields & Deflectors	3866	Covers
45X	Metric Studs	1850	Plugs	2834	Diff Gears	3266	Covers	3870	Drive Flanges
302	Levers	1854	Lockwires	2843	Shifter Shafts	3267	Covers	3875	Transfer Cases
311	Hubs	1859	Anchor Pins	2847	Baffles	3268	Adaptors	3876	Covers
322	Hubs	1874	Sprag Races	2848	Clutches	3270	Drive Plates	3877	Spring Seats
333	Budd Hubs	1898	Miscellaneous	2849	Shifts Forks	3274	Trailer Tubes	3878	Diff Spiders
372	Levers	1907	Covers	2858	Springs	3275	Slack Adjusters	3880	Thru Shafts
1107	Dust Covers	2000	Lining Kits	2910	Ball Studs	3276	Chambers	3887	Housings
1108	Ball Seats	2001	Lining Kits	3100	Axle Centres	3277	Spring Seats	3889	Bevel Gears
1199	Miscellaneous	2105	Retainers	3101	Knuckle Pins	3278	Diff Spiders	3890	Bevel Pinions
1205	Oil Seals Retainers	2110	Ball Studs	3102	Cross Tubes	3280	Miscellaneous	3891	Spur Pinions
1218	Springs & Locks	2203	Shims	3105	Retainers	3281	Clutch Plates	3892	Spur Gears
1220	Locks	2205	Pressure Plates	3107	Collars & Couplings	3286	Slingers	3894	Herr. Gears
1221	Bearing Races	2206	Fittings	3114	Tube Ends	3299	Brackets	3905	Slingers
1225	Bushings	2207	Collars & Couplings	3121	Housing	3296	Shift Forks	3899	Brackets
1227	Nuts	2208	Gaskets	3122	Arms	3297	Shaft Trans	3901	Ties Rods
1228	Bearings	2210	Cam Shafts	3133	Arms	3298	Planetary Gear Spiders	3902	Cross Tubes
1229	Washers	2214	Rings	3144	Tube Ends	3299	Brackets	3905	Slingers
1244	Spacers	2215	Pads	3150	Suspension Brackets	3303	Motors & Pumps	3911	Spiders
1245	Links	2217	Cam Plates	3152	Frame Support Brkts	3305	Plates	3933	Steering Arms
1245	Dowels	2230	Pistons	3155	Miscellaneous	3480	Yokes	3944	Cross Tube Yokes
1250	Plugs	2233	Diff Pinions	3198	Pinion Shafts	3501	Adjusting Lever	4299	Brackets
1254	Lockwires	2234	Diff Gears	3200	Carriers	3711	Brake Spiders		
1259	Anchor Pins	2237	Skid -Tool	3201	Housings	3719	Drums		
1705	Retainers	2240	Linings	3202	Axle Shafts	3722	Brake Shoes		
1706	Cylinder Parts	2244	Push Rods	3204	Hubs	3736	Dust Shields		
1707	Covers	2245	Sleeves	3208	Gaskets	3761	Cylinders		



ADDITIONAL INFORMATION

CARRIER CHART

MODEL	DESCRIPTION	ORIGINAL PART NO.	NEW PART NO.	NEW FOR OLD/ NEW NO.	DCDL RETRO FIT NO.
RT40 140/145	FWD NO PUMP		A13200B1978	RP20145*	
	FWD PUMP NON DCDL	B13200V1816	A13200H1984	RP20145*	
	FWD PUMP DCDL	B13200P1888	A13200K1987	RPL20145*	
	REAR NON DCDL	B43200S1865		RR20145*	
	REAR DCDL	B13200G1879		RRL20145*	
MT40 14X	FWD NO PUMP NON DCDL	A3200K2221	A3200M2431	MP2014X*	
	FWD PUMP NON DCDL	A13200K2221	A13200M2431	MP2014X*	
	FWD PUMP DCDL	A13200N2224	A13200P2434	MPL2014X*	
	REAR AMBOID NON DCDL	A3200G2217		MR2014X*	
	REAR HYPOID NON DCDL	B43200S1865	B43200L1676	RR20145*	
	REAR HYPOID DCDL	B13200G1879		RRL20145*	
MT46/50 160	FWD DCDL READY	A333200V1894	Z1 / A13200U2049 / A83200U2049	MP23160*	KIT2663
RT46/50 160	FWD DCDL	A3200V1894	Z3200U2049	MPL23160*	
	FWD DCDL READY (NP BRG)		Z53200U2049	MP23160*-SD	KIT2663
	FWD DCDL (NP BRG)		Z63200U2049	MPL23160*-SD	
	REAR DCDL READY	A23 / A803200T1892	A333200F2138	MR23160*	KIT2663
	REAR DCDL	A13200T1892		MRL23160*	
RT52 180/185	FWD PUMP NON DCDL	A743200M1833		RP26185*	
	REAR DCDL READY	A13200K1753	A13200J1752	RR26185*	E550
	REAR DCDL	A3200K1753	A3200J1752	RRL26185*	
RT52 380	FWD PUMP NON DCDL	A763200M1833		A763200M1833*	
	REAR NON DCDL	A363200M1833		A363200M1833*	

* Add ratio when ordering

CARRIER WEIGHTS

NEW FOR OLD/ NEW NO	DESCRIPTION	APPROX. PALLET WEIGHT (KG) *
RPL20145*	145 SERIES - FWD PUMP NON DCDL	219
RPL20145*	145 SERIES - FWD PUMP DCDL	233
RRL20145*	145 SERIES - REAR DCDL	148
RPL23160*	160 SERIES - FWD PUMP DCDL	276
RRL23160*	160 SERIES - REAR DCDL	198
RP26185*	180 SERIES - FWD PUMP NON DCDL	336
RRL26185*	180 SERIES - REAR DCDL	205
A763200M1833*	380 SERIES - FWD PUMP NON DCDL	335
A363200M1833*	380 SERIES - REAR NON DCDL	306

* These are approx weights only with packaged pallet, various ratios and packaging may differ (Packaging dimensions are 60 x 90 x 70cm)



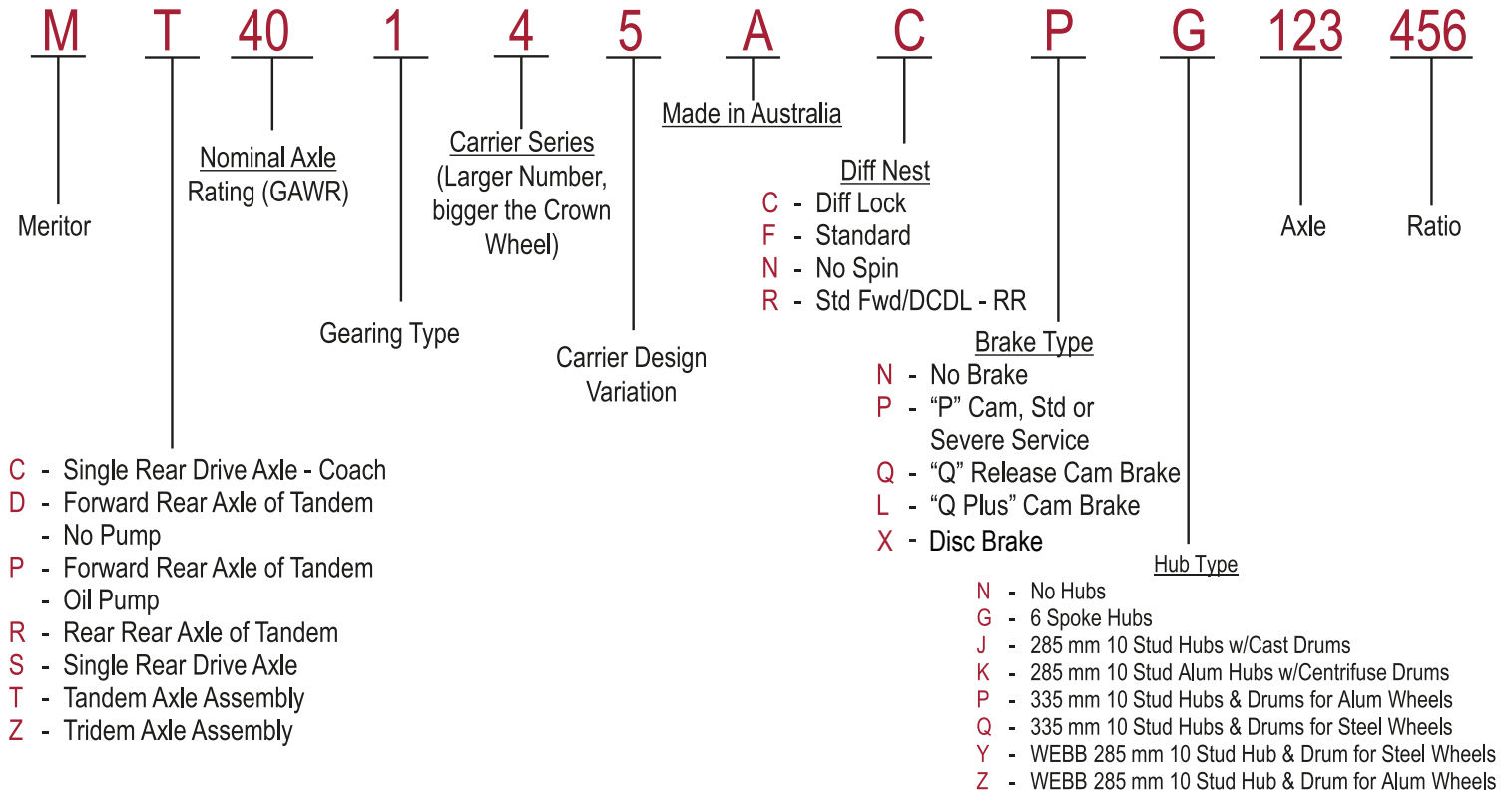
AXLE LUBRICANT CAPACITY - LITRES

CARRIER	FORWARD	REAR
RT40145	14.3	12.2
RT46160	18.5	16.3
RT50160	18	15
RT52/185	26.5	17.1
RT52/380	26.5	27.5
MT150/155	20	14

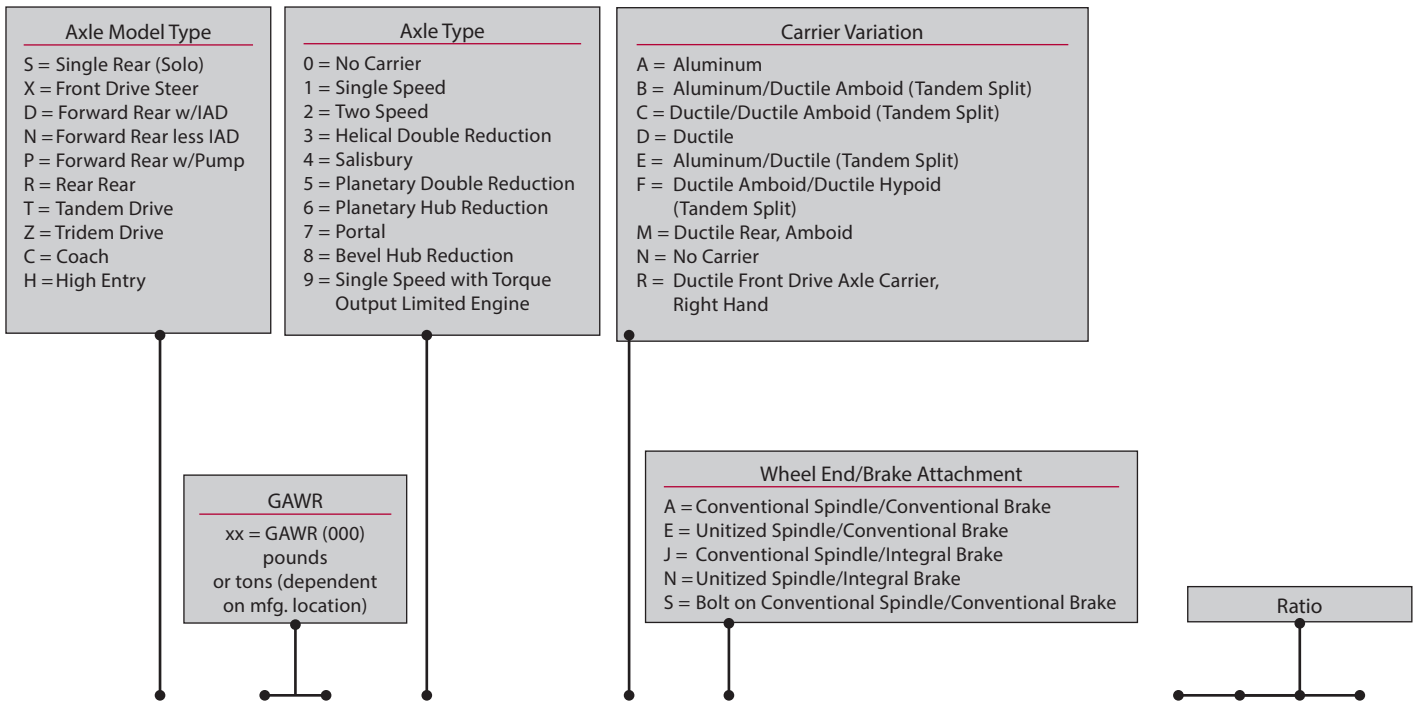


ADDITIONAL INFORMATION

WORLDWIDE AXLE MODEL DESIGNATIONS

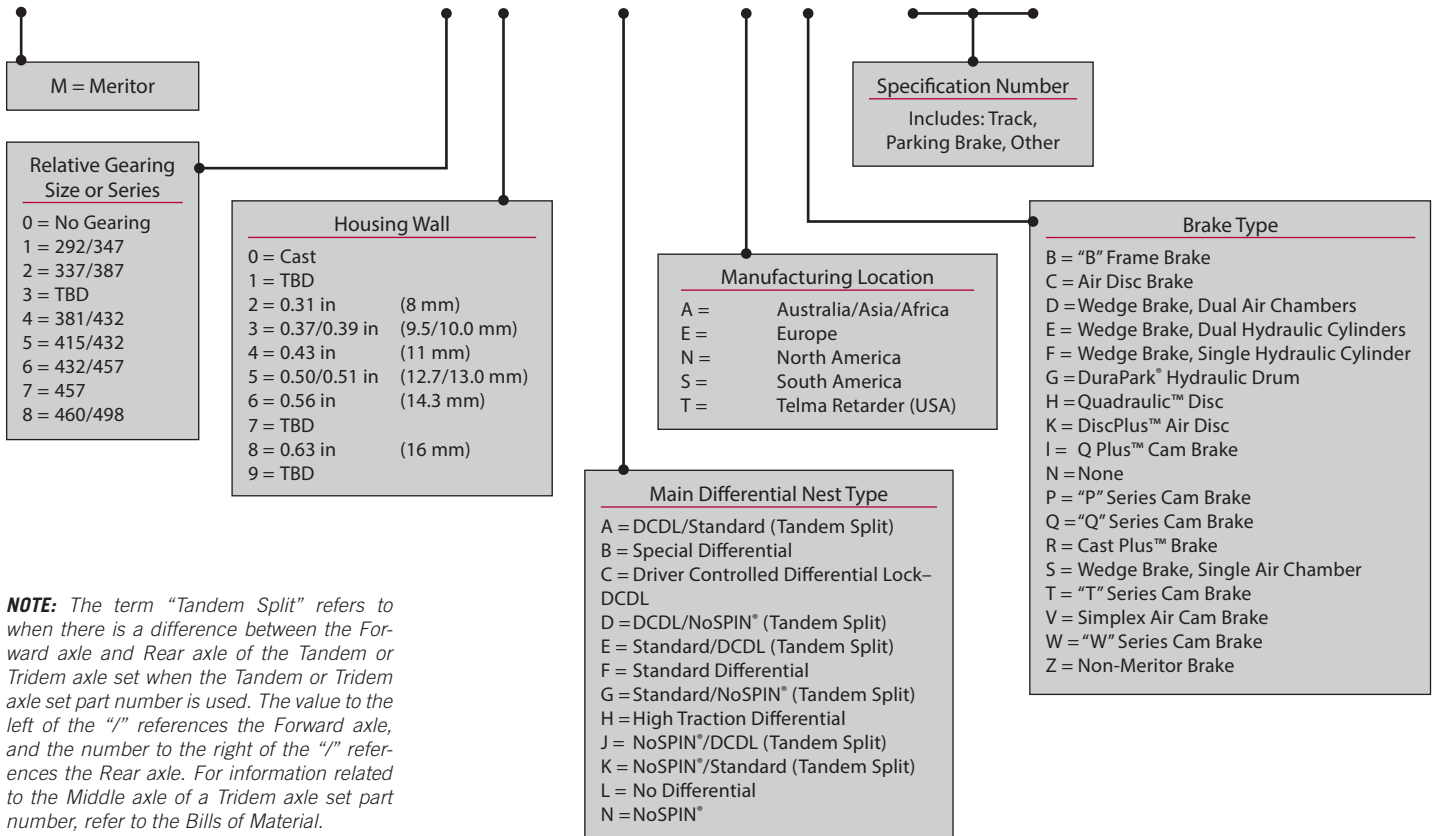


NEW DRIVE AXLE MODEL NOMENCLATURE



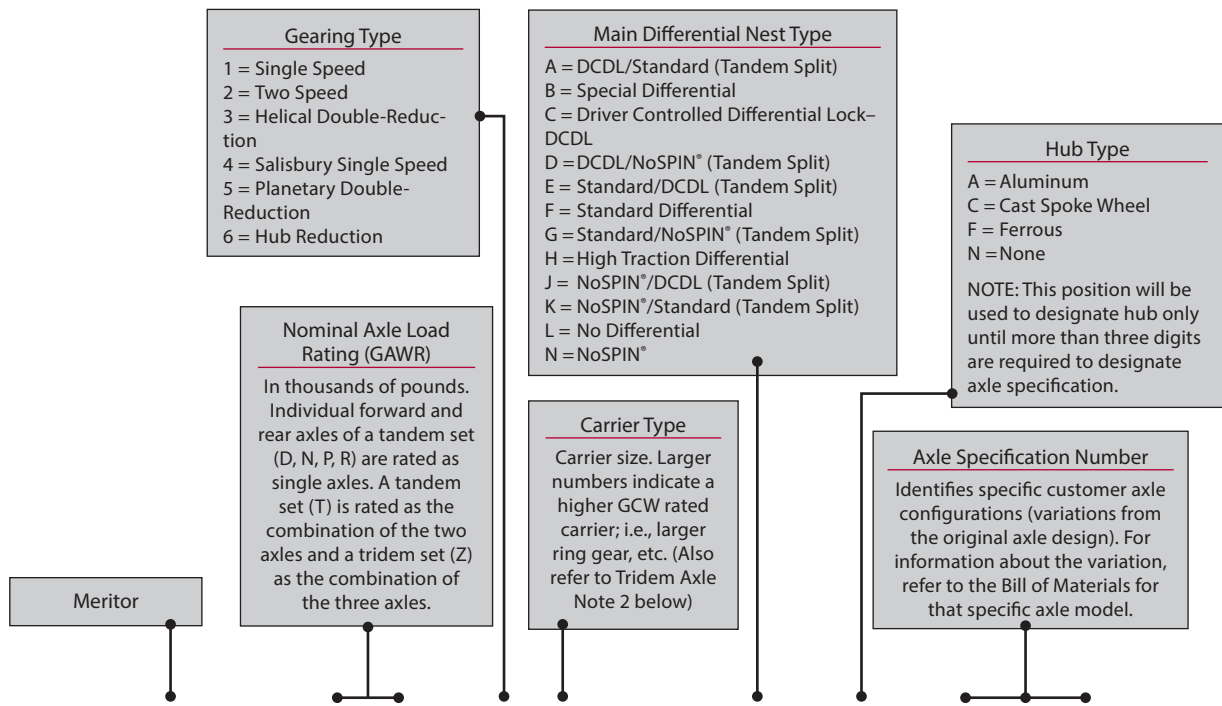
M X - X X - X X X X X X X X - X X X - X X X X

M S - 2 1 - 1 4 5 D B B N Q - 1 2 3 - 3 5 5

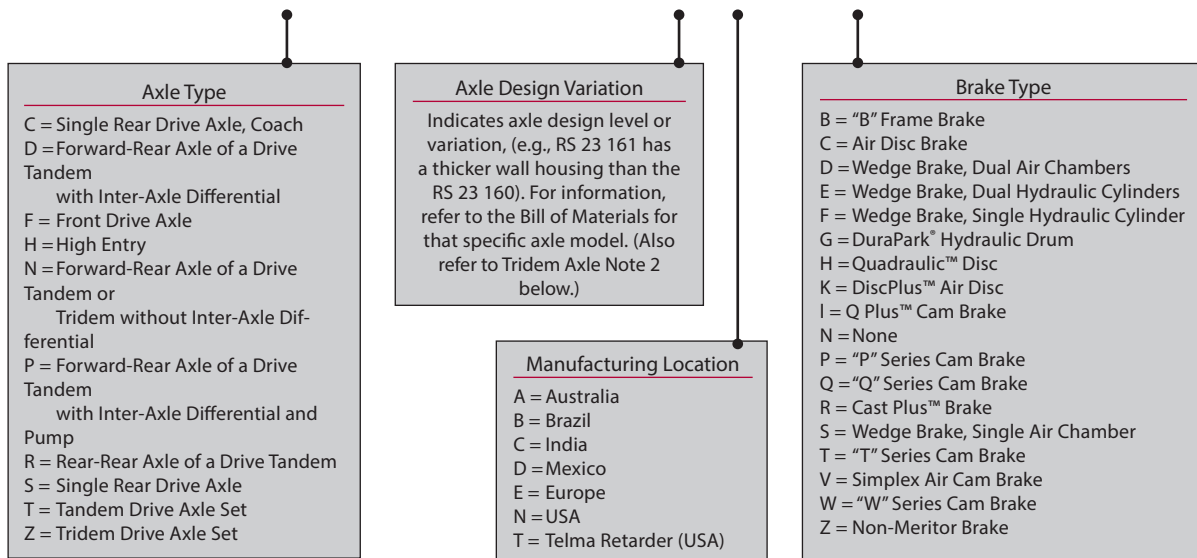


NOTE: The term "Tandem Split" refers to when there is a difference between the Forward axle and Rear axle of the Tandem or Tridem axle set when the Tandem or Tridem axle set part number is used. The value to the left of the "/" references the Forward axle, and the number to the right of the "/" references the Rear axle. For information related to the Middle axle of a Tridem axle set part number, refer to the Bills of Material.

CURRENT DRIVE AXLE MODEL NOMENCLATURE



R x - x x - x x x x x x x - x x x
R R - 2 0 - 1 4 5 N F N N - 1 5 4



NOTE 1: If a complete axle designation is not required, use the first seven positions of the model designation to identify the basic axle model.

RS 17 145 = Single Rear Drive, 17,000 lbs, Single Speed, 15" Ring Gear, 145 Carrier Model

RT 52 380 = Tandem Drive Axle Set, 52,000 lbs, Helical Double-Reduction, 19.62" Ring Gear, 380 Carrier Model

RZ 60 164 = Tridem Drive Axle Set, 60,000 lbs, Single Speed, Includes a 160 Series Forward Rear or First Axle and a 145 Series Tandem Axle Set as the Second and Third Axles

NOTE 2: For Tridem Axles Only: For a Tridem Drive Axle Set (RZ), the number in the sixth position designates the carrier in the first axle. The number in the seventh position designates the carriers in the second and third axles.

NOTE 3: The term "Tandem Split" refers to when there is a difference between the Forward axle and Rear axle of the Tandem or Tridem axle set when the Tandem or Tridem axle set part number is used. The value to the left of the "/" references the Forward axle, and the number to the right of the "/" references the Rear axle. For information related to the Middle axle of a Tridem axle set part number, refer to the Bills of Material.





**Meritor Commercial
Vehicle Aftermarket**
50 Calarco Drive - Derrimut
VIC 3026 - AUSTRALIA

Phone: (+61 3) 8353 6050
Fax: (+61 3) 8353 6060
Email: cvaau.sales@meritor.com

www.meritorpartsonline.com.au
meritor.com