

# BULLS EYE 2020



## AFTERMARKET

MAR 2020

### IN THIS ISSUE:

CLICK ON THE TITLE BELOW  
TO BE SENT TO THE SPECIFIC  
SUBJECT IN THIS ISSUE

- [SPECIAL NOTICE](#)
- [PRODUCT IN FOCUS](#)
- [TECH TIPS](#)
- [NEW PRODUCTS & SUPERSESSIONS](#)
- [RUN WITH MERITOR](#)



**MERITOR**<sup>®</sup>  
RUN WITH THE BULL

# BULLS EYE 2020



## SPECIAL NOTICE INTERNATIONAL WOMEN'S DAY

### AN EQUAL WORLD IS AN ENABLED WORLD.

Here at Meritor Australia, we recognised International Women's Day on 8th March.

An equal world is an enabled world. Individually, we're all responsible for our own thoughts and actions - all day, every day. We can actively choose to challenge stereotypes, fight bias, broaden perceptions, improve situations and celebrate women's achievements. Collectively, each one of us can help create a gender equal world

Equality is not a women's issue, it's a business issue. Gender equality is essential for economies and communities to thrive. A gender equal world can be healthier, wealthier and more harmonious - so what's not great about that?

The race is on for the gender equal boardroom, a gender equal government, gender equal media coverage, gender equal workplaces, gender equal sports coverage, more gender equality in health and wealth ... so let's make it happen. Let's be **#EachforEqual**

**We do what we can to truly make a positive difference for women everywhere.**



# BULLS EYE 2020



## PRODUCT IN FOCUS FASTSET™ NO REAM KPK

MERITOR is pleased to release a new King Pin Kit to suit Dana steer axle E1200I/W & E1320I/W.

FastSet No-ream King Pin Kit eliminates the need for reaming during installation saving time and money.



### FastSet™ No Ream King Pin Kits R202001

COMPETITOR	PART NUMBER
DANA	KPK3011
KAISER	7012205
STEMCO	K122E

Find out more



# BULLS EYE 2020



## TECH TIPS

### REDESIGNED “J” HOSE BREATHER

Today's TECH TIP is about Installing a **Redesigned “J” Hose Breather** on Meritor Rear Drive Axles Using KIT 2902:

- 140, 160, 180 and 14X Series Single Drive Axles
- 140, 160, 180, 380, 13X and 14X Series
- Tandem Drive Axles
- MTC-4208/4210/4213 Transfer Cases

#### INSTALLATION PROCEDURES - 1/2

1. Wear eye protection. Park the vehicle on a level surface. Block the wheels to prevent the vehicle from moving.
2. Before removing the current breather, clean debris surrounding the breather to ensure none enters the axle.
3. Remove the breather from the axle housing.
4. Finger-tighten the new breather (part number A-2297-C-8765) into the same hole in the axle housing from which you removed the old breather.
5. Use a torque wrench to tighten the new breather to a final torque of 25 lb-ft (34 Nm).

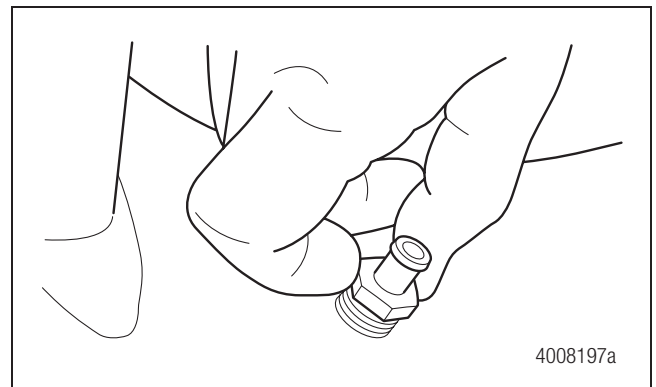


Figure 2

4008197a



**MERITOR**  
RUN WITH THE BULL

# BULLS EYE 2020



## TECH TIPS

### REDESIGNED "J" HOSE BREATHER

#### INSTALLATION PROCEDURES - 2/2

6. With the outlet of the hose facing toward the rear of the vehicle, push the "J" hose (part number A-3196-J-1336) flush against the fitting on the breather. Figure 4.

7. While holding the "J" hose stationary, use pliers to open the clamp. Place the clamp flush with the fitting. Figure 5.

**NOTE:** When you release the clamp, sometimes it does not seat

correctly, or the hose may have shifted.

8. Release the pliers to close the clamp. The "J" hose should not be able to move.

9. Verify that the "J" hose does not interfere with suspension components or other rough surfaces.

10. Verify that the clamp is flush with the fitting.

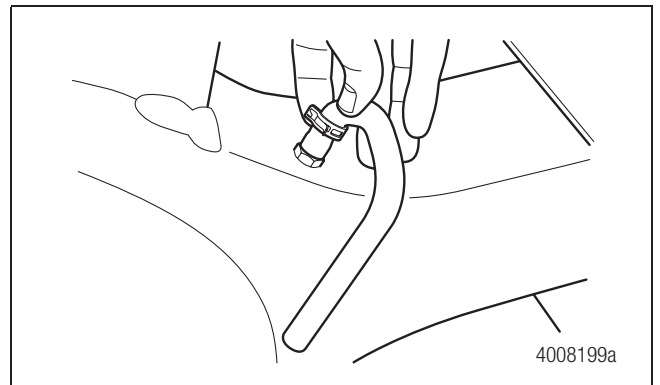


Figure 4

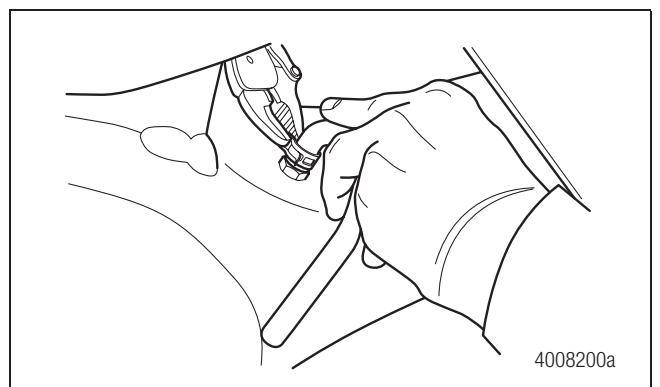


Figure 5



**MERITOR**  
RUN WITH THE BULL

# BULLS EYE 2020



## NEW PRODUCTS & SUPERSESSIONS

### NEW PRODUCTS

New Part	Description	Application
A3102Y3483	TIE ROD ASSY FRONT AXLE	FRONT AXLE
MAF9501	AIR SPRING	HOLLAND NEWAY 90557214
R005910L	STUD WHEEL LH 3/4 INCH-16	WHEEL END HARDWARE
R005910R	STUD WHEEL RH 3/4 INCH-16	WHEEL END HARDWARE

### SUPERSESSIONS

Old Part	Description	Supersession
E-9110	SEAL GLADHAND	R950118
A23102G3465	TIE ROD ASSY 1.66" DIA	R230593
M44D76617	ROTOR ADB22X	M44D802082
M44D76618	ROTOR ADB22X	M44D802081
2257Z1014	CLAMP	R005904A

All parts displayed in New Products & Supersessions will be available for immediate ordering. Lead times apply for the listed items. Not all parts are available to Independent Customers. Please contact Meritor Customer Service on (03) 8353 6050 for further information. For full list of supersessions, [CLICK HERE](#)



# BULLS EYE 2020



## RUN WITH MERITOR RENZO BARONE

### CELEBRATING MERITOR'S 50

This year, as we celebrate 50 years in Australia, we would like to acknowledge a few of the many employees who have made significant contributions to Meritor Australia's success over this period. In November, Renzo Barone will have been with Meritor 28 years. He arrived at the company on 4 November 1992, recruited by Mal Grumont from the Australian Capital Territory where he was working as a service manager at a Ford Truck dealership in Belconnen. Grumont, who at the time was the Meritor Sales Manager, soon became a mentor and influential figure in Renzo's career.

Throughout his time with Meritor Renzo has witnessed many changes, most notable of which is the gradual transition from full scale local manufacturing to a more globally sourced product. At the height of Australia's golden era of manufacturing in the 70's and 80's Meritor's Sunshine facility was a full production facility with much of the manufacturing taking place in-house. The axle housings were pressed to shape by giant hydraulic machinery and welded together, even the gears were cut on site. Behind today's Sunshine facility is another building almost identical in size, that was once also used for this. At one stage both buildings employed nearly 400 workers across day and night shifts with a café run by full time dedicated staff. During those times, a worker could get a sit down meal at any time of the day. Now, the remaining site is largely automated and augmented by overhead cranes which keep manual handling, which was widespread during the factory heyday, to a minimum.



"Those manual handling processes you don't see today especially with the rise of health and safety parameters. It would have been hard yakka with the air conditioning facilities next to none," Renzo says. "The welders suffered most during summer. There was a lot more welding going on back then."

Renzo acknowledges Meritor Australia's operations have had to continue to adapt to stay relevant in the face of changing global dynamics. "When I started at the company the name was Rockwell International and we were trading as Rockwell Standard of Australia. At the time we were building and supplying drivetrain components to Kenworth, Mack, International Trucks Australia, Ford, Mercedes Benz, Freightliner trucks, Western Star, Bliss Fox and Franna Cranes. Unfortunately only a few of these brands continue to build vehicles in Australia." As the level of local



# BULLS EYE 2020



manufacturing gradually scaled back the majority of the manufacturing equipment was shipped to India, where it is still in operation today.

These days the Sunshine site serves as assembly plant which dispatches steer axles, differentials, axle assemblies, drive axles and brake components using a just-in-time lean process. It is complemented by an aftermarket distribution warehouse nearby in Derrimut that also produces locally riveted brake shoe kits. This year the Sunshine facility continued to invest, adding driveline building and balancing capability as it looks to improve quality control and delivery performance.

Renzo is proud that Meritor has managed to sustain its local presence over the years. "I have seen the heavy vehicle market go through many changes over the years as truck sales volumes in Australia rise and fall with market demands and economic factors. We have just come from two years of record sales to the current softening of the market. Meritor have managed our business to ride out these ebbs and flows and we continue to be a leader in the market."

A large part of this success can be put down to the dedication and customer focus of Renzo and other locally based members of the "Driveforce" field team. In his role as Truck Territory manager, Renzo is often travelling, visiting customers, dealers and fleets, imparting knowledge and training them on the correct use of the product and how to avoid common problems and mistakes. Throughout his career at the company Renzo has never strayed far from the product and the deep expertise he has built, coupled with the customer relationships he has developed along the way, have

made him our most wanted man among customers at the Brisbane Truck Show. Renzo has also been influential in Meritor adopting some locally driven modifications such as an oil bypass line to improve performance of the axles in Australian conditions. Meritor Australia would like to acknowledge Renzo as a vital part of the reason we have been here for fifty years. Well done Renzo!



**MERITOR**  
RUN WITH THE BULL





**MERITOR**  
RUN WITH THE BULL

## MERITOR HEAVY VEHICLE SYSTEMS AUSTRALIA

Meritor Commercial Vehicle Aftermarket  
50 Calarco Drive, Derrimut  
Melbourne - VIC 3026 - Australia

Phone: (613) 8353 6050  
[cvaau.sales@meritor.com](mailto:cvaau.sales@meritor.com)  
[www.meritorpartsonline.com.au](http://www.meritorpartsonline.com.au)