


BULLS EYE 2019

AFTERMARKET DEC 2019

IN THIS ISSUE:

- PRODUCT IN FOCUS
- SPECIAL NOTICE 
- TECH TIPS
- WHAT'S NEW
- EMPLOYEE PROFILE

www.meritorpartsonline.com.au

RUN
WITH THE **BULL**


MERITOR



BULLS EYE 2019

PRODUCT IN FOCUS SLACK ADJUSTERS

MERITOR AUTOMATIC SLACK ADJUSTER COMPETITIVE ADVANTAGES

- Up to 0.50 lbs lighter than competitive slack adjusters
- Fewer moving parts than traditional slack adjusters
- Reduced cost and increased productivity
- Reduce maintenance time to manually adjust brakes

FEATURES

- Adjusts on the Return Stroke
- Fully Sealed
- Simple to Manually Adjust
- Handed Versions Also Available
- Ratchet Type Adjuster
- 26,000 In. Lb. Torque Capacity
- Self Contained Design

BENEFITS

- Protects Adjusting Mechanism from Brake Application Forces
- Resists Internal Contamination for Longer Life
- No Anti-Reverse Springs to Overcome
- Fits the more difficult installations
- Eliminated Clutches Which Tend to Wear
- Strength and a wider range of application coverage
- No special groudng straps required and simpler installations



Find out more



RUN
WITH THE **BULL**



WWW.MERITORPARTSONLINE.COM.AU



BULLS EYE 2019



SPECIAL NOTICE

MERITOR COMMERCIAL VEHICLE AFTERMARKET CHRISTMAS & NEW YEAR TRADING HOURS

With the 2019 Festive Season fast approaching please take note of the following trade dates and times for **Meritor Aftermarket**.

DECEMBER 2019

Tuesday 24th

8.00 am – 12.00pm

VOR ORDER CUT OFF 10:00 am (standard lead times apply)

PICK-UP CUT OFF 11:30am

Wednesday 25th - **Closed**

Thursday 26th - **Closed**

Friday 27th - 8am to 4.30pm

Monday 30th - 8am to 4.30pm

Tuesday 31st

8.00 am – 12.00pm

VOR ORDER CUT OFF 10:00am (standard lead times apply)

PICK-UP CUT OFF 11:30am

JANUARY 2020

Wednesday 1st - **Closed**



**RUN
WITH THE BULL**





BULLS EYE 2019

TECH TIPS

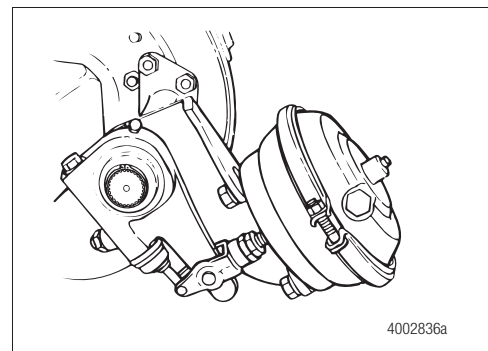
INSTALLATION AND ADJUSTMENT PROCEDURES FOR MERITOR AUTOMATIC SLACK ADJUSTERS

How an Automatic Slack Adjuster Works?

When you install an automatic slack adjuster, you set the brake chamber stroke measurement, which is the correct shoe-to-drum clearance.

When linings wear, this clearance increases, and the air chamber push rod must travel farther to apply the brakes. When this happens, the slack adjuster will automatically adjust during the return stroke to maintain the correct shoe-to-drum clearance.

If the air brake chamber push rod stroke is within limits during operation, no adjustment occurs.

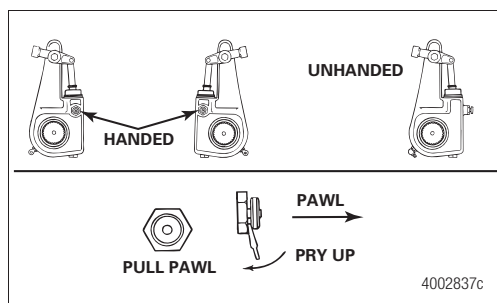


Handed and Unhanded Slack Adjusters

There are two automatic slack adjuster designs: handed and unhanded. Handing refers only to the location of the pawl, which is used for clearance issues on the vehicle.

For most applications, install a handed automatic slack adjuster so that the pawl faces INBOARD on the vehicle.

The pawl can be on either side or on the front of the slack adjuster housing.



[Learn More >>](#)



BULLS EYE 2019

WHAT'S NEW

NEW TOOL FOR PRODUCT INFORMATION (PII)

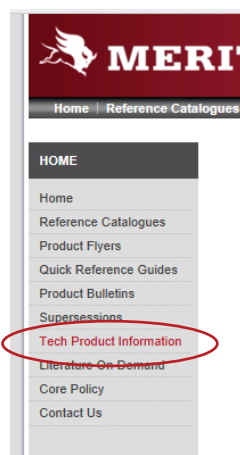
We are excited to announce our new local website feature: **Tech Product Information**.

Now you can check online all your queries in regards to new, obsolete and superseded products.

The new feature is pretty straightforward, check the step by step below and give it a try:



Visit:
www.meritorpartsonline.com.au



On your side bar, you will find the new feature out.

Just click **Tech Product Information** to navigate among all Product Information Letters released.



Find out more



**RUN
WITH THE BULL**



WWW.MERITORPARTSONLINE.COM.AU



BULLS EYE 2019

EMPLOYEE PROFILE

ROB EVANS

ROLE AT MERITOR: Aftermarket Sales Manager
YEAR JOINED MERITOR: 2019

1. WHAT IS YOUR BACKGROUND?

I was born and raised in Adelaide South Australia, I am a qualified Diesel Technician After Serving my apprenticeship with ADTRAN's/ Stillwell Trucks. I worked as a technician for Scania Trucks then Cummins, working my way through the organization to become National Aftermarket Business Manager based in Scorseby, Victoria. In between Cummins I spent 5 years at Valvoline Australia in several senior roles before being lured back to Cummins as Central Region Sales Leader.

2. TELL US A LITTLE BIT ABOUT YOUR MAIN JOB RESPONSIBILITIES.

My new role as Sales Manager Aftermarket will require me drive and achieve our sales targets by gaining new business and developing customer relations to extract more from our existing accounts. I will be required to attend trade and customer functions with our territory managers. Develop business plans to support our growth initiatives and generally support all our functions to get to our M2022+ goals.

3. WHAT DO YOU ENJOY MOST ABOUT YOUR ROLE?

Customer relations and developing solutions to help them carry out their business better.

4. WHAT IS YOUR BIGGEST CHALLENGE IN YOUR NEW ROLE AS AFTERMARKET SALES MANAGER?

Learning the Meritor product offering quickly to an acceptable level.

5. WHAT ARE YOUR INTERESTS OUTSIDE WORK?

I love any motorsport. I am very actively involved with all my daughters' sports like rowing, netball and football. I also have a vice for Harley Davidsons.





MERITOR
RUN WITH THE BULL

MERITOR HEAVY VEHICLE SYSTEMS AUSTRALIA

Meritor Commercial Vehicle Aftermarket
50 Calarco Drive, Derrimut
Melbourne - VIC 3026 - Australia

Phone: (613) 8353 6050
cvaau.sales@meritor.com
www.meritorpartsonline.com.au